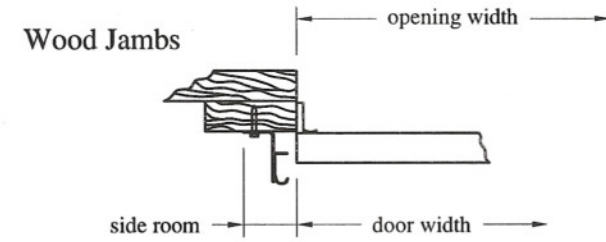
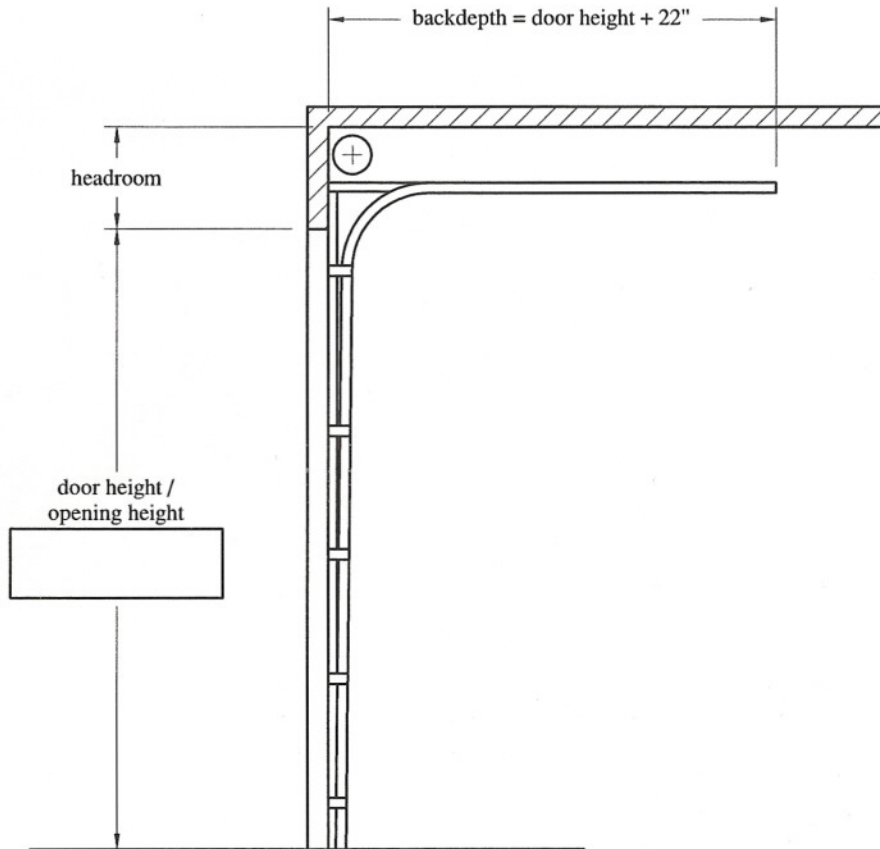
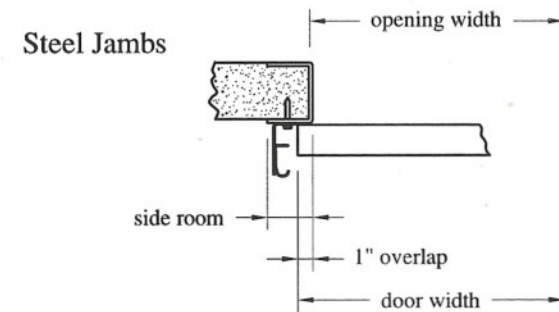


Headroom Requirements			
door height	2" track 12" radius	2" track 15" radius	3" track 15" radius
up to 12'-0"	12"	15"	15"
12'-3" to 16'-0"	15"	16"	16"
16'-3" to 18'-0"	N/A	N/A	16"
over 18'-0"	N/A	N/A	21"

Various spring and door designs may require additional headroom. Consult Factory if headroom is critical.



minimum side room required		
track size	jamb	spring line
2" track	4"	5"
3" track	5"	5"



minimum side room required		
track size	jamb	spring line
2" track	2-3/4"	5"
3" track	3-1/2"	5"

Job Name: _____

Door Size: _____

Door Model: _____



Field Worksheet
Standard Lift Track